



CB300-SATL (SATELLITE)

CB300-SA (STAND ALONE)

CAN/BOTTLE CONVERTIBLE VENDOR



A10943

CB300-SATL



A10930

CB300-SA

MODELS

- 3172 CB300-SATL
- 3172A CB300-SATL 230V
- 3179 CB300-SA
- 3179A CB300-SA 230V

PARTS MANUAL

TABLE OF CONTENTS

Order Information	2
Minimum Order.....	2
Payment.....	2
To Order by Mail	2
To Order by Fax	3
To Order by Phone.....	3
Returns.....	3
Limitation of Liability	3
Final Assembly	4
Service Package	5
Door Parts	6
Product Display Assembly	10
Ballast Assembly	11
Spanish Instruction Insert	11
Inner Door Assembly.....	12
R134A 1/3HP Refrigeration Assembly	13
Cabinet Parts	14
Cabinet Sub-Assembly.....	17
Hopper Assembly.....	18
Sensor Board Assembly CB300-SATL	18
Transformer Assembly CB300-SA.....	19
Complete Stack Assembly	20
Vend Mech Assembly.....	21

ORDER INFORMATION

You may order parts from your distributor or from VendNet™. If you have any questions when placing your order, please call and we'll be happy to assist you. Please provide the following information when placing your order:

- Quantity Required
- Part Number
- Description of part

NOTE

When "Right" and "Left" are used with a part name, it is taken to mean that the person is facing the machine with the door closed.

- Vendor Model Number
- Vendor Serial Number
- Shipping and Billing Address
- Preferred Method of Shipment
- Customer Account Number

MINIMUM ORDER

You may wish to inquire on prices of parts and minimum order amount at the time of your order. If you order less than the minimum, please check our catalog for other parts you may require to bring your order up to the minimum amount.

VendNet™ reserves the right to change these requirements without notice.

PAYMENT

OPEN ACCOUNT with approved credit. MASTER CARD – VISA – DISCOVER – C.O.D.

TO ORDER BY MAIL

You may mail your order for replacement parts by providing the necessary information as requested above to:

VendNet™
165 North 10th Street
Waukee, Iowa 50263-0488
USA

Order forms are available upon request or you may use your own purchase order form.

TO ORDER BY FAX

You may Fax your order for replacement parts by providing the necessary information as requested above to:

VendNet™.
1-515-987-4447

TO ORDER BY PHONE

You may call in your order for replacement parts by providing the necessary information as requested above to VendNet™ Parts Department.

USA 1-888-259-9965

Canada 1-800-858-4730

Other locations 1-515-274-3641

RETURNS

RESTOCKING CHARGE 20%. A restocking charge of 20% will apply to merchandise accepted by VendNet™ for return, except items processed as warranty.

A Return Form clearly stating the reason for return must accompany all items returned. Returns are to be shipped freight prepaid to VendNet™, 165 North 10th Street, Waukee, Iowa 50263-0488. (Return Forms are available upon request from VendNet™)

LIMITATION OF LIABILITY

VendNet™ shall not be liable for any injury, loss or damage, whether direct, incidental or consequential arising out of the use of or the inability to use any part, parts or products sold by VendNet™. The remedies of the buyer set forth herein are exclusive, and the liability of VendNet™. With respect to any contract or sale or anything done in connection herewith, whether in contract, in tort, under any warranty, or otherwise, shall not, except as expressly provided herein, exceed the price of the part, parts or products on which such liability is based. Any statements or representations about the parts or product, other than those contained herein, do not constitute warranties and shall not be relied on by the buyer and shall have no force of effect unless contained in a written agreement signed by officers of VendNet™.

If you have any questions, check out our Website

<http://www.vendnetusa.com>


or please call VendNet™.

Ask for the Parts Department.

We will be happy to assist you.

E-Mail: VendNet@vendnetusa.com

FINAL ASSEMBLY




A11012

ITEM	PART NO.	QTY	QTY	DESCRIPTION
		X	-	CB300-SATL
		-	X	CB300-SA
1	1212055.000330	1	1	Top Hinge Stake, Wrinkle Black
	1212055.000305	1	1	Top Hinge Stake, Light Gray
	1212055.000324	1	1	Top Hinge Stake, Platinum Gray
2	1212057.000330	1	1	Bottom Hinge Stake, Wrinkle Black
	1212057.000305	1	1	Bottom Hinge Stake, Light Gray
	1212057.000324	1	1	Bottom Hinge Stake, Platinum Gray
3	See page 13	1	1	R134A 1/3 Refrigeration Assembly
4	See page 20	1	1	Complete Stack Assembly
5	See page 5	1	1	Service Package
6	See page 14	1	1	Cabinet Parts
7	See page 6	1	1	Door Parts
8	4211872	1	-	Umbilical Cord Harness (Includes items 9 & 10)
9	4201317.001	2	-	Strain Relief, Heyco 3216
10	4201333.002	1	-	Cover Plate
11	1215147.001	1	1	4" Leg Package Option (Includes items 12 & 13)
12	1214704.002	4	4	Leg Assembly, 4"
13	4201385	16	16	5/16-18 x 1 Hex Head Threaded

SERVICE PACKAGE

ITEM	PART NO.	QTY	QTY	QTY	DESCRIPTION
	1215882	1	-	-	Service Package, CB300-SATL
	1215882.002	-	1	-	Service Package, CB300-SATL Spanish
	1215882.001	-	-	1	Service Package, CB300-SA
1	4020697	1	1	1	Envelope, Service Manual
2	4050241	4	4	-	8-18 x 3/4 Phillips Pan Head Screw
3	4202750	1	1	1	Warranty Card
4	4203104	1	1	-	Tie Plate Top Weld
5	4203105	1	1	-	Tie Plate Bot Weld
6	4206816	1	1	1	Safety Manual
7	4212001	1	-	-	Instruction Label
8	4212001.001	1	-	-	Instruction Label
9	4212287		1	-	Instruction Label, Spanish
10	4212287.001		1	-	Instruction Label, Spanish
11	4212497	1	1	-	Service Manual, CB300-SATL
	4212378	-	-	1	Service Manual, CB300-SA
12	4201907.001309	-	-	1	Validator Plate, Black
13	4209639	-	-	1	Validator Filler
14	4209656.001309	-	-	1	Pop Plate, Black


DOOR PARTS



DOOR PARTS

ITEM	PARTNO.	QTY	QTY	DESCRIPTION
		X	-	Door Parts, CB300-SATL
		-	X	Door Parts, CB300-SA
1	1215944.000330	1	1	Door Weld, Wrinkle Black
	1215944.000305	1	1	Door Weld, Light Gray
	1215944.000324	1	1	Door Weld, Platinum Gray
2	R.6807	1	1	Vinyl Black Pica (ft)
3	1211397.001950	1	1	Inner Hinge Weld, PI Bottom
4	1211397.003950	1	1	Inner Hinge Weld, PI Top
5	1215908.000309	1	-	Delivery Box Weld, Black
	1215998.000309	-	1	Delivery/Coin Box Weld, Black
6	See page 12	1	1	Inner Door Assembly
7	1216121	1	1	Product Retainer Assembly (includes items 8 & 9)
8	4208243	4	4	1" x 1" Open Cell (3.9 ft required)
9	4211988.000309	1	1	Product Retainer, Black
10	4030100	2	2	Bushing, Spacer
11	4033505	3	3	Closed End Splice Cap
12	4050180	3	3	8-18 x 1/2 Phillips Pan Head Screw
13	4050202	28	28	8-18 x 1/2 Phillips Hex Washer Head Screw
14	4050240	6	6	8-32 x 3/8 Phillips Pan Head Screw
15	4050420	50	51	8-18 x 1/4 Phillips Hex Washer Head Screw
16	4050585	1	1	#8 External Tooth Lock Washer
17	4060116	1	1	Plastic Wire Clamp
18	4060417.001	1	1	T-Handle with Lock Nut, Black
19	4200032.000	1	1	Label, Made In U.S.A.
20	4201365	1	1	Label, Warning
21	4202255	9	9	Gasket 1/4 x 3/4 with Adhesive (8.5 ft required)
22	4202881.001	1	-	Lampholder
23	4202881.002	1	-	Lampholder
24	4203029	2	2	Washer, Inner Door
25	4205002	1	1	Inner Door Latch
26	4207155	1	-	Lamp, F42T12 (CB300-SATL)
	4033668	-	1	Lamp, F14T8 (CB300-SA)
27	4211555.001	1	6	Beveled Foam Gasket 1/2 (ft)
28	4211865	1	-	Lamp Harness (CB300-SATL)
	4212200	-	1	Lamp Harness (CB300-SA)
29	4211985	2	2	Glass Retainer
30	4211986	1	-	Wire Guard
31	4211989	1	1	Top Glass Retainer
32	4211990	1	1	Tee Handle Backing
33	4211992	2	-	Lamp Mount
34	4211994	1	-	Display Top (CB300-SATL)
	4212221	-	1	Display Top (CB300-SA)
35	4211995.000309	1	-	Bottom Glass Retainer, Black (CB300-SATL)
	4212093.000309	-	1	Bottom Glass Retainer, Black (CB300-SA)
36	4212064	1	-	Label, CB300-SATL Loading Instructions
	4212197	-	1	Label, CB300-SA Loading Instructions
37	4212065	1	-	Label, CB300-SATL Installation Instructions
	4212198	-	1	Label, CB300-SA Operation Instructions

DOOR PARTS



DOOR PARTS

ITEM	PARTNO.	QTY	QTY	DESCRIPTION
		X	-	Door Parts, CB300-SATL
		-	X	Door Parts, CB300-SA
38	4212174.001	1	1	Label, Filler Installation Instructions
39	8038421	1	1	Label, Patent
40	8800899	2	2	10-32 Hex Nut, Style 1
41	8800952	2	2	10-32 Hex Nut, External Lock Washer
42	8800956	2	2	8-32 Hex Nut, With External Lock Washer
43	8810000	2	2	10-32 x 5/8 Phillips Flat Head Screw
44	1212097.000950	-	1	Coin Chute Weld, Zinc
	1215694.000950	-	1	Coin Chute Weld, Plated (Jofemar)
45	1215127	-	1	Coin Release Assembly
46	1215993	-	1	Coin Box Weld
47	4033567	-	1	Starter FS-2
48	4050120	-	4	6-32 x 5/16 Phillips Pan Head Screw
49	4050747	-	4	¼ Stamped Hex Nut
50	4060006.500	-	8	¼" x ½" Foam Tape (7.5 ft required)
51	4201942	-	2	6-20 x 3/16 Phillips Pan Head Screw
52	4203186.004	-	1	Coin Insert, Black 1-1/8
53	4203186.005	-	1	Coin Insert, Black, 1-3/8
54	4203187	-	1	Coin Return Button
55	4203462.002	-	2	Lamp Holder Mount, Galv
56	4205750	-	1	Selector Bezel
57	4205763.007	-	1	Control Board, LCB/MDB/12 SEL/Impact
58	4206648	-	1	Coin Mech Harness, MDB
59	4207171	-	2	Lamp Socket
60	4207175	-	1	Coinco Validator Harness, MDB
61	4208251.001	-	1	Key Pad, Black
62	4208255.001309	-	1	Key Pad Plate, Black
63	4208884	-	1	Starter Socket
64	4212092.001	-	1	Mounting Panel with Studs
65	4212094	-	1	Coin Mech Mount, Galv
66	4212187	-	1	Board Cover
67	4212188	-	3	Coin Insert Retainer
68	4212201	-	1	Power Harness
69	4212202	-	1	Door Harness
70	4212212	-	1	Change Decal
71	4212222	-	1	Ballast Cover
72	8324099.7	-	1	Clamp, ½ x 5/8
73	4060330	1	1	Lock Cylinder, 2 Keys
74	4200419.GX	-	1	Coin Mech, 9302GX Coinco
	4206699.037	-	1	Coin Mech, Jofemar E/MDB Mexico
75	See page 11	-	1	Spanish Instruction Insert
76	4211873	1	-	Sign Face, Waterfall
	4211873.XXX	1	1	Sign Face, Custom
	4212098	-	1	Sign Face, Lighthouse
77	4205536.125	-	1	Validator, BA32SAB VAL BTL MSK
	4205536.061	-	1	Validator, Conlux NBM 3120 MDB
78	See page 11	1	1	Ballast Assembly
79	4025735.900	3	3	Trim, Black (2.46 ft required)

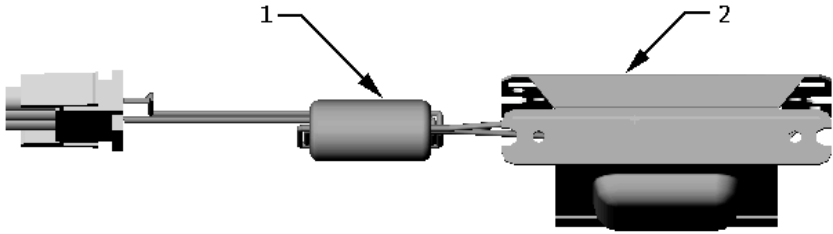
PRODUCT DISPLAY ASSEMBLY



A11011

ITEM	PARTNO.	QTY	QTY	DESCRIPTION
	1215960	1	-	Product Display Assembly (CB300-SATL)
	1215960.001	-	1	Product Display Assembly (CB300-SA)
1	4203341.007	6	6	Label, Price Scroll CB300
2	4208231.003	6	6	Bottle Cord, 7"
3	4211987.000309	1	1	Display, Black
4	4212023	1	-	Selection Labels
	4212236	-	1	Alpha Selection Labels

BALLAST ASSEMBLY



A11009

ITEM	PARTNO.	QTY	QTY	DESCRIPTION
	1215890	1	-	Ballast Assembly (CB300-SATL)
	4211388	-	1	Terminated Ballast 110V (CB300-SA)
1	4202801	1	-	Shield Bead
	4202801.001	-	1	Shield Bead, Ferrite
2	4211937	1	-	Ballast
	4033609	-	1	Ballast SP2

SPANISH INSTRUCTION INSERT



A11014

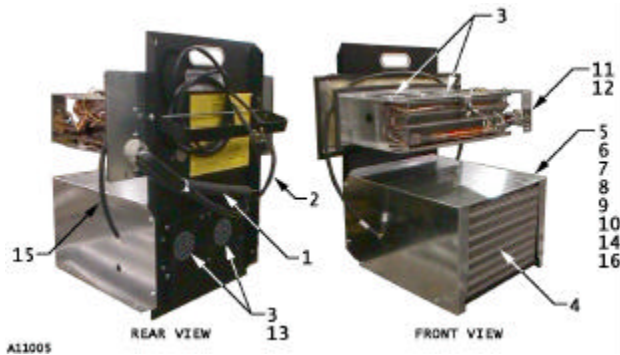
ITEM	PART NO.	QTY	DESCRIPTION
	1215919.001	1	Spanish Instruction Insert (CB300-SA)
1	4201907.001309	1	Validator Plate
2	4209639	1	Validator Filler
3	4209656.001309	1	Pop Plate, Black
4	4210396.001	1	Filler Decal, Spanish

INNER DOOR ASSEMBLY



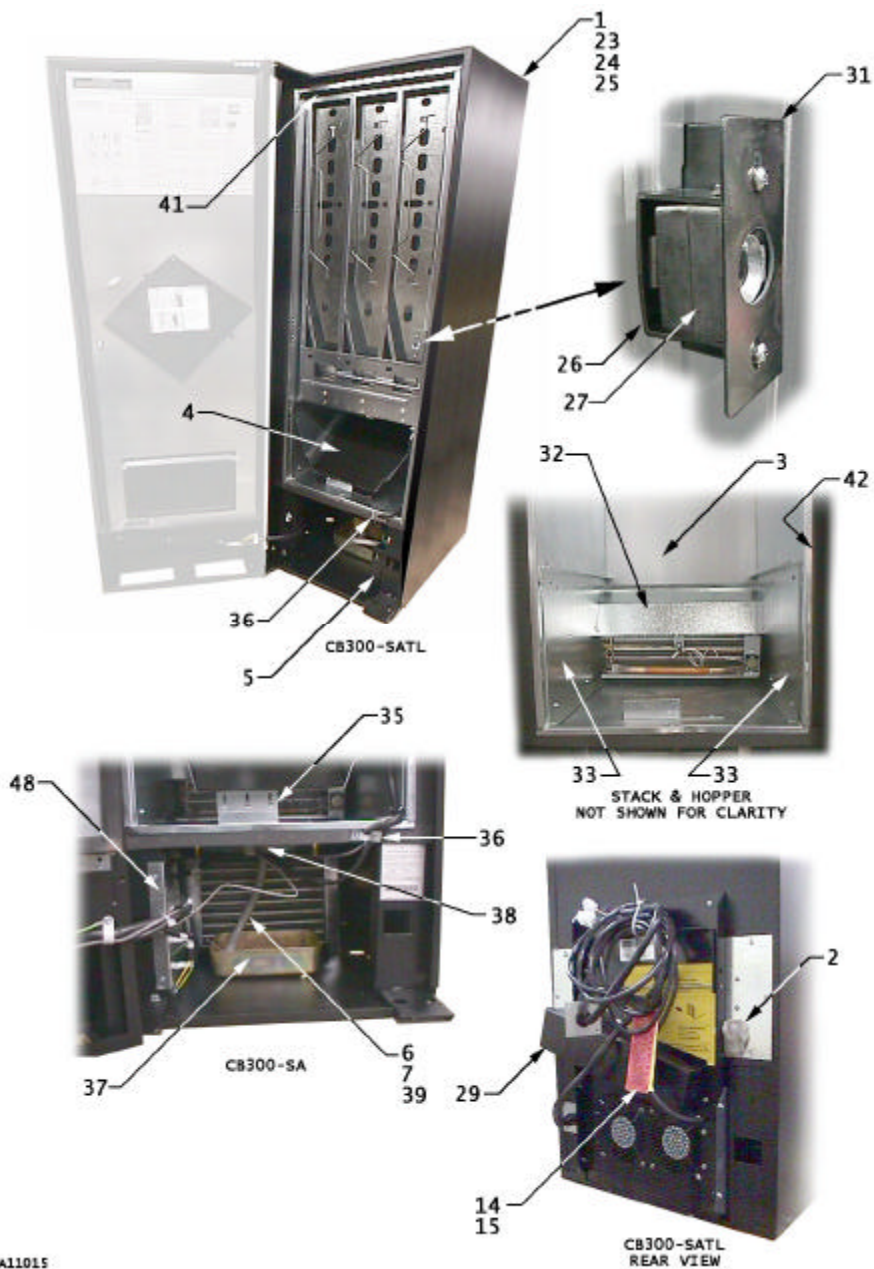
ITEM	PARTNO.	QTY	DESCRIPTION
	1215949	1	Inner Door Assembly
1	R.3994	1	Seal, Mastic Permagum (ft)
2	1215643	1	Vend Port Assembly
3	1215948	1	Inner Door Weld
4	4050202	35	8-18 x 1/2 Phillips Hex Washer Head Screw
5	4050667	12	1/8 x 1/4 Aluminum Pop Rivet
6	4060134	1	Plastic Wire Clamp
7	4201203.001	1	Door Gasket, 55-9/16 x 8-11/16
8	4202760	1	Lock Funnel, Inner
9	4203080.002	1	Inner Door Insulation
10	4211816	1	16.9 Oz Water Filler
11	4211999	1	Inner Door Filler
12	4212002	1	Inner Door Liner
13	4212024	1	Inner Door Spacer Seal
14	4212024.001	2	Inner Door Spacer Seal

R134A 1/3HP REFRIGERATION ASSEMBLY



ITEM	PARTNO.	QTY	DESCRIPTION
	1212326.013	1	R134A 1/3 HP Refrigeration Assembly, 115V
	1212326.012	1	R134A 1/3 HP Refrigeration Assembly, 240V UK
1	1211287.002	1	Suction Line Assembly
2	4033631.006	1	Power Cable Harness
	4206770.003	1	Power Cord with Connectors 230V UK
3	4034344.000	4	Evaporator Fan, 115V
	4034344.001	4	Evaporator Fan, 230V
4	4060477	1	Condenser Coil
5	4212283	1	Compressor, Matsushita 115V (includes items 6 to 10)
	4205471	1	Compressor, 1/3 HP 134-220V (includes items 6 to 10)
6	4212284	1	Starter Relay, Matsushita 115V
	8333894.2	1	Starting Relay 240V
7	4212285	1	Thermal Overload Relay, Matsushita 115V
	8045052.29	1	Overload Protector 240V
8	4212286	1	Starting Capacitor, Matsushita 115V
	8344305	1	Overload Spring 240V
9	4212498	1	Bale Strap, Panasonic 115V
	8344306	1	Bale Strap 240V
10	4212499	1	Terminal Cover, Panasonic 115V
	8344308	1	Terminal Cover 240V
11	4202526	1	Thermostat
12	4212279	1	Refrigeration Harness, CB300-SA
13	4205380	1	Dual Fan Harness
14	4205468	1	Drier-Bonded Core
15	4212280	1	Power Harness, CB300-SA
16	4212312	1	10 Amp RFI Filter

CABINET PARTS

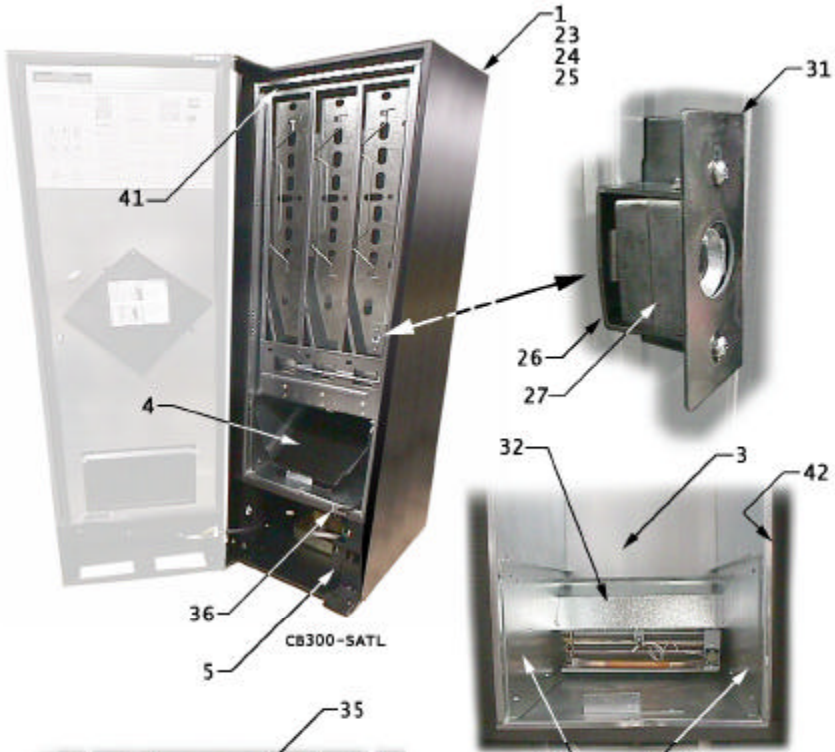


A11015


CABINET PARTS

ITEM	PART NUMBER	QTY	QTY	DESCRIPTION
		X	-	Cabinet Parts CB300-SATL
		-	X	Cabinet Parts CB300-SA
1	See page 17	1	1	Cabinet Sub-Assembly
2	R.3994	1	1	Seal, Mastic Permagum (ft)
3	1211179	1	1	Liner Weld Assembly
4	See page 18	1	1	Hopper Assembly
5	See page 18	1	-	Sensor Board Assembly CB300-SATL
6	4025410.000	1	1	Tubing, Mayon 24"
7	4033712	1	1	Cable Tie, 7-3/8"
8	4050099	-	3	5/16-18 x 3/4 Carriage Bolt
9	4050202	16	16	8-18 x 1/2 Phillips Hex Washer Head Screw
10	4050767	-	3	3/8 Flat Washer, Nylon
11	4060485	1	1	Tag Wires
12	4060116	-	1	Plastic Wire Clamp
12	4200756.005	1	1	Thread Insert, 1/4-20
13	4201239	14	14	1/4-20 x 3/4 Hex Washer Head Screw
14	4201366	1	1	Warning, Tag
15	4201375	1	1	Warning Tag, Ground
16	4201398	2	2	Wood Liner Support (not shown)
17	4202188	2	2	Snap In Plastic SPR-1/8
18	4202189	8	8	Snap In Plastic SPR-1/4
19	4202278.001	2	2	1.56W x 54.31 Foam Tape
20	4202278.002	1	1	1.56W x 20.75 Foam Tape
21	4202279.001	1	1	1.25W x 20.75 Foam Tape
22	4202284	1	1	.500 Stud Dia Push Nut
23	4202285	2	2	Side Insulation
24	4202286	1	1	Back & Bottom Insulation
25	4202287	1	1	Top Insulation
26	4203255	1	1	Nut Mount Bracket
27	4203634	1	1	Split Nut Assembly
28	4203757	-	1	Wall Mount Bracket (not shown)
29	4205787.001309	1	1	Suction Line Cover
31	4209748.001950	1	1	Lock Nut Bracket/Zinc
32	4211871	1	1	Air Baffle
33	4211874	2	2	Stack Support
34	4211881	2	2	Rear Rack Mount (not shown)
35	4211896	1	1	Hopper Mount
36	4212000	1	1	Wire Cover
37	4212183	1	1	Drain Pan, CB/Combo
38	7100042.000	1	1	Drain Tube

CABINET PARTS



STACK & HOPPER
NOT SHOWN FOR CLARITY



A11015


CABINET PARTS

ITEM	PART NUMBER	QTY	QTY	DESCRIPTION
		X	-	Cabinet Parts CB300-SATL
		-	X	Cabinet Parts CB300-SA
39	7200341.000	1	1	Tube Clip
40	7200468.001	10	10	10-12 x 1 Phillips Truss Head Type A Screw
41	7250135.002	1	1	Hole Plug, BPF-1
42	7960247.000	13	13	"A" Frame Gasket (ft)
43	8800636	8	8	8-18 x 1/2 Phillips Pan Head Screw
44	8800638	2	2	10-16 x 3/8 Phillips Pan Head Screw
45	8810014	4	4	12-14 x 1/2 Phillips Truss Head Screw
46	8801388	-	2	5/16-18 x 3/4 Hex Washer Head Screw
47	8810015	-	3	5/16-18 Flange Lock Nut
48	See page 19	-	1	Transformer Assembly, CB300-SA

CABINET SUB-ASSEMBLY


ITEM	PART NUMBER	QTY	DESCRIPTION
	1215546.000330	1	Cabinet Sub-Assembly, Wrinkle Black
	1215546.000305	1	Cabinet Sub-Assembly, Light Gray
	1215546.000324	1	Cabinet Sub-Assembly, Platinum Gray
1	1211430	1	Cabinet Weld, Raw
2	4009927	8	5/8 Slotted Leg Leveler
3	4060310	4	Leg Leveler
4	4210639	2	Breakaway Skid
5	4212507	1	Shipping Bracket

HOPPER ASSEMBLY



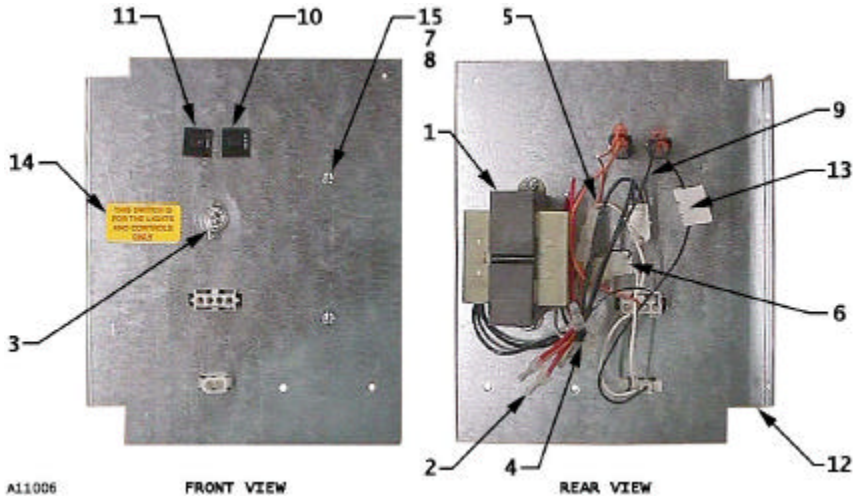
ITEM	PARTNO.	QTY	DESCRIPTION
	1215613.001	1	Hopper Assembly, Black, CB300-SA/SAT
1	1215484.000330	1	Hopper Weld, Wrinkle Black, CB300-SA/SAT
3	4208122	1	Drop Sensor with Harness
5	8800955	2	6-32 Hex Nut, External Lock Washer

SENSOR BOARD ASSEMBLY CB300-SATL



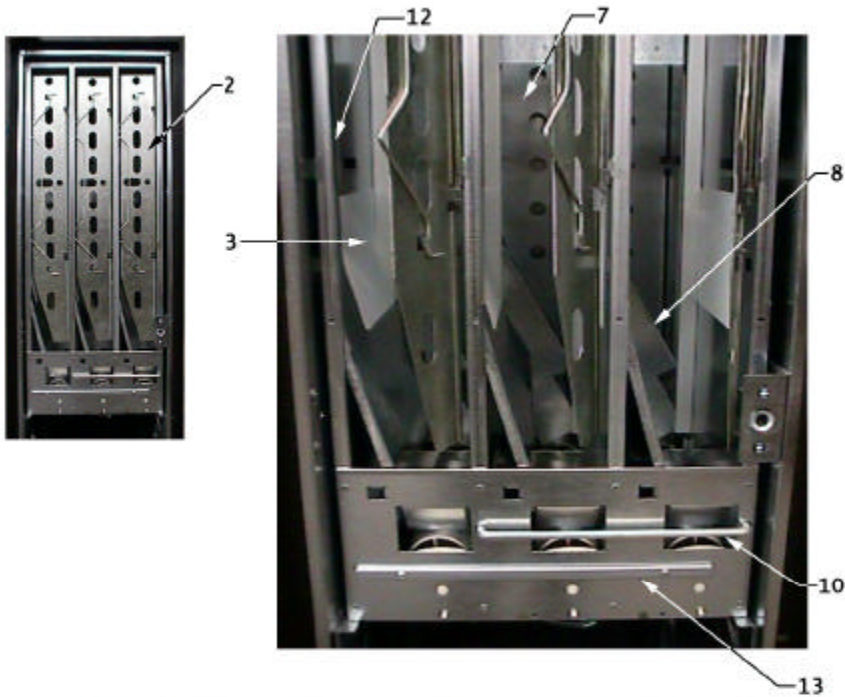
ITEM	PARTNO.	QTY	DESCRIPTION
	1215615.001	1	Sensor Board Assembly, CB300-SATL
1	4206879	4	Board Standoff, 3/8"
2	4211292.000309	1	Sensor Board Cover, Black
3	4211310.375	3	Standoff
4	4211958	1	CB300 Drop Sensor Board
5	4212482	1	Diode Board

TRANSFORMER ASSEMBLY CB300-SA



ITEM	PARTNO.	QTY	DESCRIPTION
	1212166	1	Transformer Assembly CB300-SA
	1212166.001	1	Transformer Assembly CD6/CB300-SA 230V
1	1210952	1	Transformer, 115/24V
	4203134	1	Transformer, 220/24V
2	4033505	6	Closed End Splice Cap
3	4033511	1	Toggle Switch
4	4033712	1	Cable Tie, 7-3/8"
5	4033975	1	Harness, Transformer 24V
6	4033976	1	Harness, Transformer Primary
7	4050240	2	8-32 x 3/8 Phillips Pan Head Screw
8	4050585	2	#8 External Tooth Lock Washer
9	4202941	1	Harness, 3 Amp Breaker Line, Black
10	4203467.003	1	3 Amp Circuit Breaker
11	4203467.005	1	5 Amp Circuit Breaker
12	4203668	1	Transformer Plate
13	4203699	1	Harness, Power Distribution
14	4203747	1	Power Switch Label
15	8800956	2	8-32 Hex Nut, External Lock Washer

COMPLETE STACK ASSEMBLY




A10997

BOTTOM VIEW

COMPLETE STACK ASSEMBLY

ITEM	PARTNO.	QTY	QTY	DESCRIPTION
	1215608	1	-	Complete Stack Assembly, CB300-SATL
	1215608.001	-	1	Complete Stack Assembly, CB300-SA
1	See page 21	6	6	Vend Mech Assembly
2	1215594	3	3	Product Retainer
3	4210183	12	12	Funnel Slide
4	1215995	2	2	Product Knockdown Stake
5	4050202	2	2	8-18 x 1/2 Phillips Hex Washer Head Screw
6	4210051	3	3	Drive Shaft
7	4210139	3	3	Rear Retainer
8	4210469	3	3	Center Filler
9	4210982	1	-	Can Rack Harness CB300-SATL
	4212195	-	1	Can Rack Harness CB300-SA
10	4211361	1	1	Loading Tray
11	4211368	6	6	Wire Clip
12	4211485	3	3	Latch Striker
13	4212231	1	1	Retainer Strip
14	8800636	2	2	8-18 x 1/2 Phillips Pan Head Screw
15	8800955	4	4	6-32 Hex Nut, External Washer

VEND MECH ASSEMBLY



ITEM	PARTNO.	QTY	DESCRIPTION
	1215009	1	Vend Mech Assembly
1	4210050	1	Vend Cradle
2	4210052.001	1	Motor, Small Terminals
3	4210449	1	Center Idler

The contents of this publication are presented for informational purposes only, and while every effort has been made to ensure their accuracy, they are not to be construed as warranties or guarantees, express or implied, regarding the products or services described herein or their use or applicability. We reserve the right to modify or improve the designs or specifications of such products at any time without notice.



VendNet™
165 North 10th Street
Waukee, Iowa 50263
United States of America



	USA & Canada	International
Service	(800) 833-4411	(515) 274-3641
Parts	(888) 259-9965	
Email	vendnet@vendnetusa.com	
Web Site	www.vendnetusa.com	